




Outdoor  
Shelters | Umbrellas







## S1500

*The fully automatic tilting aluminum louvered roof of the budget-friendly Shelter S1500 regulates the sun by rotating its louvers up to 150°. When the louvers are closed, a discrete gutter collects rainwater and drains it unnoticeably into the side poles.*

*With the fully automatic S1500 and S1500XL, you have several options to choose from like LED lighting, frame-mounted screens, heating, and a rain and snow sensor. You can fully operate this version of the S1500 (XL) from a distance with the RTS remote control. The Shelter S1500 is also available with manual operation which is perfect for spaces lacking electricity. Enjoy the outdoors from early Spring to late Fall with the Shelter S1500 from Shelter Outdoor.*

**Basic model with all the advantages of a louvered roof.**  
**Water draining via vertical post.**  
**Stand-alone or wall mount pergola.**  
**Regulate the perfect amount of light, sun shading and ventilation.**

### Options

- Water drainage through the vertical posts
- Optional frame-mounted screens
- Possible to couple

### S1500

- Rotating louvers of 6.25 inches width
- Option Dimmable RGB or white LED lighting in roof structure
- Option White LED lighting in louvers

### S1500 XL

- Rotating louvers of 8.25 inches width
- Option Dimmable RGB or white LED lighting in louvers and roof structure





## S2000

*The S2000 family suits the most diverse combinations as a shelter, stand-alone, cross, or L-shape. Custom architectural extruded aluminum all-weather sunshades are designed and fabricated to fit your patio, rooftop terrace, poolside, or outdoor dining area. The S2000 is most commonly used in amenity centers, hotels, restaurants, multi-family residences, and high end residential spaces. This unique concept in architectural solar control is the perfect solution for your outdoor space providing protection from sun, wind, and rain. Simply provide architectural drawings of your space and our designers will configure a shelter that perfectly fits your space and your needs.*

*The S2000 (XL) with rotating louvers is definitely our finest outdoor system from the Shelter Outdoor Collection. All options, application, and wall mount possibility makes up part of the repertoire of the S2000 (XL).*

**Stand-alone or wall mount module**  
**Coupled version possible along the width or length**  
**Custom-made**  
**Regulate the perfect amount of light, sun shading and ventilation**  
**Water draining via vertical post**

### Options

- LED spots in frame
- Indirect and direct LED lighting on gutters
- Integrated ZIP screens

### S2000

- Rotating louvers of 6.25 inches width
- Option Dimmable white LED lighting in louvers

### S2000 XL

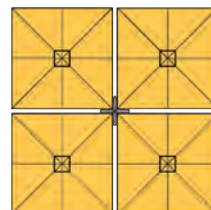
- Rotating louvers of 8.25 inches width
- Option Dimmable white LED lighting in louvers

# Saule P6 Umbrellas

Our umbrellas are made from powder-coated aluminum and are available freestanding or mounted. The Patented One Move™ Gas Spring System allows for effortless lifting and lowering. The fabrics are fade resistant and waterproof and are also resistant to mildew and stains. Umbrellas can withstand winds up to 27 MPH.


## The Patented One Move™ System

The patented One Move™ System is a pole mechanism that raises or lowers the umbrella in a single movement. Thanks to its gas spring, the umbrella can be lifted effortlessly with basically the tip of a finger, as opposed to standing on a chair to crank up an umbrella. See the patented One Move™ video on our website [shelteroutdoor.com](http://shelteroutdoor.com)



Quattro Dimensions  
(4) 8' x 8' | XL (4) 10' x 10'

Up to 4 canopies per post available with the P6 Umbrellas



# Veneto & Veneto Maxi Umbrellas

The Veneto umbrellas are sleek, sophisticated, and so easy to use. The unique cantilevered umbrella with retractable closing system makes a strong visual statement while providing maximum shade in outdoor areas. Venetos are extremely versatile and can be positioned at a variety of angles and may be turned a full 360°.

Frames are available in black, white, or aluminum color. Veneto is the ideal umbrella system for outdoor seating areas.



Veneto Tilts up to 60° and Rotates 360°

## Dimension Options

Veneto - 10'W x 10'D x 9.8'H • Veneto - 11.5'W x 11.5'D x 10.2'H  
Veneto - 10'W x 13'D x 10.2'H • Veneto Maxi - 13'W x 13'D x 10.8'H



Veneto



Veneto Maxi



We reserve the right to alter product specifications without notice.