

ARCADIA







The Standard Unit Arcadia

Arcadia is inclusive of a freestanding structure prefabricated to the specified dimensions, including a manual Roman shade roof, and bolt-down type footings concealed inside the vertical post.

LED Lighting

LED strip lighting can be integrated into the purlins of the roof structure. Controlled by a remote and available in white 13w/3.3 feet, and RGB 10w/3.3 feet.

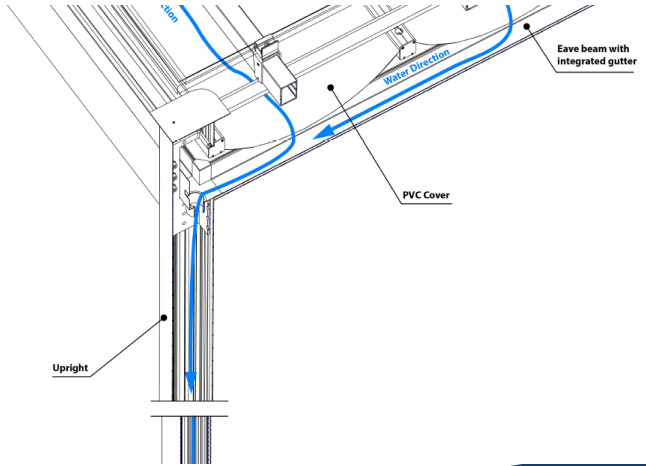
Integrated Rain Gutter

The Arcadia K has integrated rain gutters that will channel water from the PVC shade to the gutter to a designated upright post. The water will then exit this designated post at the bottom.



The Standard Unit Arcadia K

Arcadia K is inclusive of a freestanding structure prefabricated to the specified dimensions, including a manual Roman shade roof, integrated rain gutters, and bolt-down type footings concealed inside the vertical post.




Screens

Integrated screens are available in two options.

- Motorized Zip Screens
- Manual VOK Screens
- Soltis 96 Waterproof Fabric
- 502 Satin Waterproof Fabric
- Clear cristalplus



Soltis 96



502 Satin



Standard Color Options

Powder Coated Aluminum has a strong UV Resistance, does not contain solvents or VOCs, and resists against scratches, corrosion, and chipping. Available in 4 standard colors Dark Brown, Dove Grey, Special Grey, and White



Custom Color Options


Custom RAL Powder Coats are available for the frame so that you can match existing architecture or personal taste. From matching a sage green, pale blue, or specific grey color there are over 500 color options to choose from.



Canopy Color Options

The manually operated Roman roof shade is locked into place with magnet sockets. This roof shade is made of PVC sheets that allow for easy maintenance. These sheets are available in 4 types of materials.

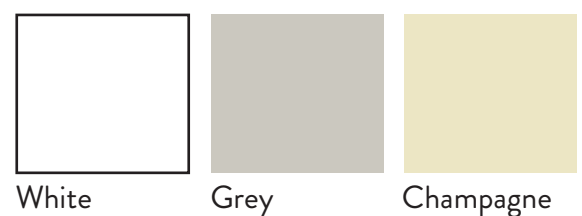
Soltis W96



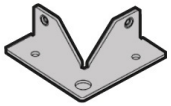
Matt Blackout 602



Precontraint 402

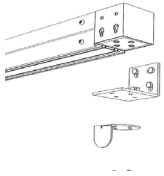


Mounting Options



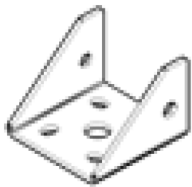
External Mount

Visible from the outside of the post, this mount provides direct anchorage to an existing slab.



Wall Mount

This wall mount provides an L-Shape bracket to replace where the upright post would support the structure.



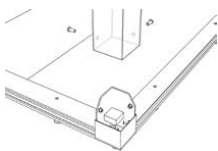
Internal Mount

Concealed inside the post, this mount provides direct anchorage to an existing slab.



Sandy Foot Mount

Concealed inside the post, this mount provides a lengthy footing in to a sandy surface.



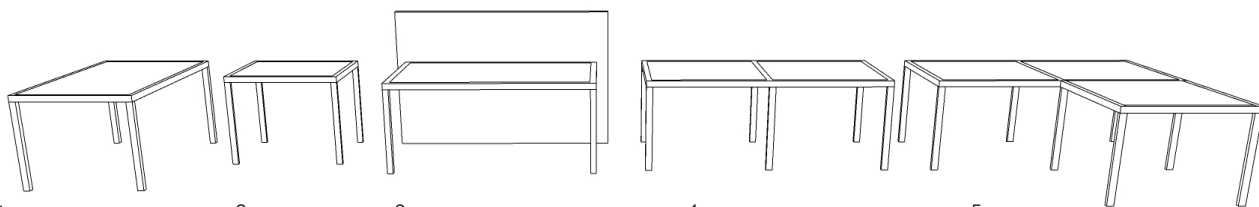
Horizon Flooring Accessory

Horizon flooring replaces the direct anchorage to an existing slab or surface with a weighted ballast option.

Multiple Configuration Options

Multiple Configuration Options (roof only and wall mount options also available)

Single Roof 4 Post Max Dimension: 19'-8" W X 16'-4" L X 8'-3"H



1. Stand Alone Rectangle | 2. Stand Alone Square | 3. Wall Mount | 4. Coupled on Width or Length | 5. L - Configuration

