

P6 UMBRELLA SERIES



shelteroutdoor.com | 855.768.4450

SHELTER
o u t d o o r



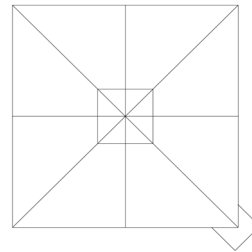
P6 UNO Series

This series features a cantilever umbrella on a single support pole. The Patented One Move™ Gas Spring System allows for effortless lifting and lowering of the umbrella. The P6 Uno series is inclusive of a singular cantilever umbrella with a powder coated aluminum frame. This umbrella can withstand up to 27 MPH winds.



Available Dimensions

The fabrics are fade resistant and waterproof and are also resistant to mildew and stains.



11.5' Round Canopy
14' Round Canopy
8'x8' Square Canopy
10'x10' Square Canopy

Mounting Options

The P6 Uno umbrellas can be freestanding, wall mounted or ground anchored. Allowing a versatile options for coverage and placement of this series. The steel bases have an additional option for castors with breaks.



P6 DUO Series

This series features a cantilever umbrella on a single support pole. The Patented One Move™ Gas Spring System allows for effortless lifting and lowering of the umbrella. The P6 Duo series is inclusive of a double cantilever umbrella with a powder coated aluminum frame. This umbrella can withstand up to 27 MPH winds.



Available Dimensions

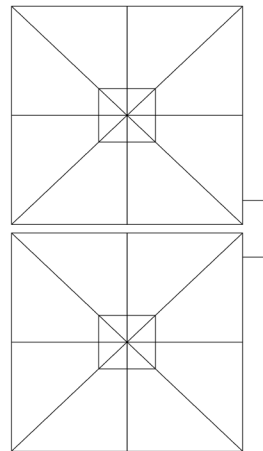
The fabrics are fade resistant and waterproof and are also resistant to mildew and stains.

11.5' Round Canopy

14' Round Canopy


8'x8' Square Canopy

10'x10' Square Canopy



Mounting Options

The P6 Duo umbrellas can be freestanding, wall mounted or ground anchored. Allowing versatile options for coverage and placement of this series for your shade needs.



P6 TRIO Series

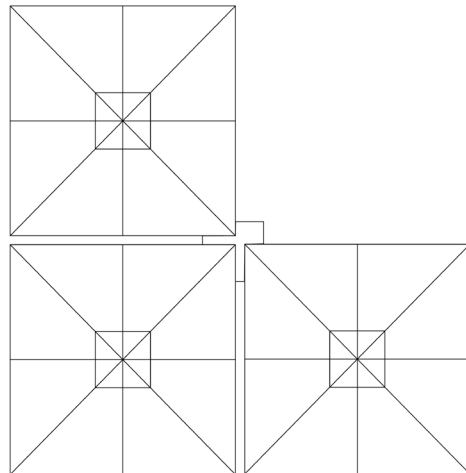
This series features a cantilever umbrella on a single support pole. The Patented One Move™ Gas Spring System allows for effortless lifting and lowering of the umbrella. The P6 Trio series is inclusive of three cantilever umbrella's with a powder coated aluminum frame. This umbrella can withstand up to 27 MPH winds.



Available Dimensions

The fabrics are fade resistant and waterproof and are also resistant to mildew and stains.

8'x8' Square Canopy
10'x10' Square Canopy



Mounting Options

The P6 Trio umbrellas can be freestanding or ground anchored. Allowing versatile options for coverage and placement of this series for your shade needs.



P6 QUATTRO Series

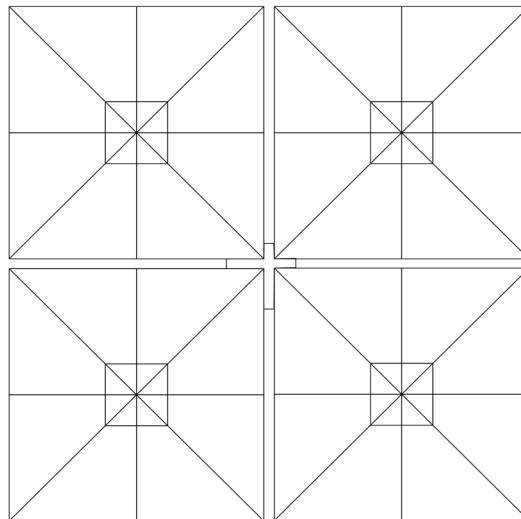
This series features a cantilever umbrella on a single support pole. The Patented One Move™ Gas Spring System allows for effortless lifting and lowering of the umbrella. The P6 Quattro series is inclusive of four cantilever umbrella with a powder coated aluminum frame. This umbrella can withstand up to 27 MPH winds.



Available Dimensions

The fabrics are fade resistant and waterproof and are also resistant to mildew and stains.

8'x8' Square Canopy
10'x10' Square Canopy



Mounting Options

The P6 Quattro umbrellas can be freestanding or ground anchored. Allowing versatile options for coverage and placement of this series for your shade needs.



Heaters

Heaters are available as an additional option providing warmth and extending the length of usability of your umbrella to other seasons. Each heater comes with a bracket and a single or double socket.

Gutters

Easily connect multiple canopies together to have rain protection. The rain gutter has a conical shape, meaning that one side is smaller than the other side to make sure that the water flows away.

LED Lighting

Lighting options are available in dimmable white or RGB Lighting, easily control with a remote control.

Casters

Castors with brakes are available for the UNO series only. Allowing you to easily move or rotate the umbrella as needed.

Covers

This cover is a mass dyed surlast cloth in grey or black. Each protection cover comes with an easy open zipper and poles in the cover to aid in covering and uncovering. Protecting your canopies during storms or off-season storage.

Frame finish options


RAL Powder Coated Aluminum Frame finish options are available in five colors.



Grey



Black



White



Polished Silver



Copper




Canopy Colors


Fabrics are fade resistant, waterproof and resist mildew and stains. UPF 50+ filters 100% of UV rays.




Black Widow



Buttercup



Carbon Gray




Lead Gray




Natural White




Night Blue




Olive Green




Paris Red



Taupe



Terra Cotta




White Sand



Tweed Black
(premium)



Tweed Gray
(premium)



Tweed Shell
(premium)



Tweed Toast
(premium)

*Custom Canopy colors available for additional fee

Base Options



In-Ground Anchor

Concealed inside the post ground anchor, this mount provides direct anchorage to an existing slab.



Steel Floorplate

External ground mounts are available and give easy access to the mounting plate. This mount provides direct anchorage to an existing slab and will need to be bolted down.



Steel Base + Cover

A weighted steel base and a steel cover. Ballast not included.



Wall Bracket

Two wall brackets provide a sturdy connection. Only available for Uno and Duo series.