

PURE PERGOLA



shelteroutdoor.com | 855.768.4450

SHELTER
o u t d o o r



The Standard Unit

Pure pergola is made modularly meaning that the dimensions are made in increments so that you can mix and match panels on both the roof and walls. Develop a design that suits your needs and creates privacy only where you need it. From creating a statement on your patio for guests to enjoy, or simply separating spaces for entertainment purposes.

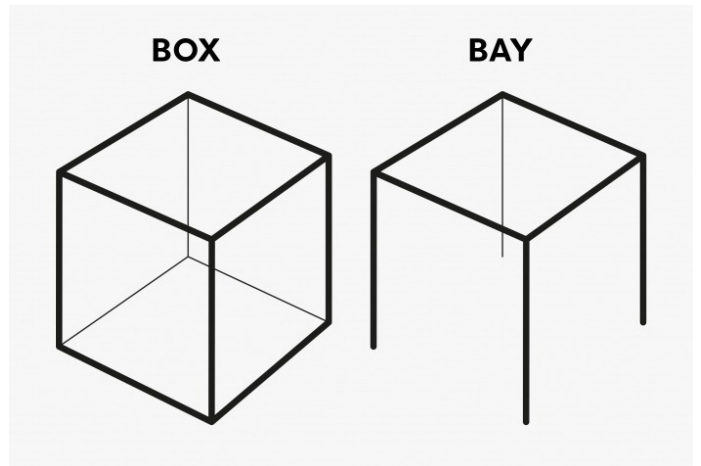


The Box Unit

Surround yourself with a cool, breezy feel from floor to ceiling. Add a flooring finish of your choice and mix or match various materials and colors to create your ideal outdoor space.

The Bay Unit

Create a unique outdoor environment where you will experience that dreamy vacation feel. Mix and match colors and materials to create your perfect outdoor space.



Custom Configurations

Get the exact fit you need with custom size configurations. Each model is made modular so they can link together and combine to fit your needs.

- L-Shape
- Custom Dimensions
- Rectangle
- Square




Roof Panels


Made modularly so you can mix and match where you want each panel to get coverage just where needed. Choose from horizontal wood or aluminum panels, or vertical aluminum panels.



Horizontal
Aluminum



Horizontal
Wood



Vertical
Aluminum




Fixed Wall Panels


Made modularly so you can mix and match where you want each panel to get coverage just where needed. Available in standard white, black, dark grey, or custom RAL color options. Choose from horizontal wood or aluminum, vertical aluminum, manual shutters, or aluminum deco panels.



Horizontal Aluminum




Horizontal Wood



Vertical Aluminum



Manual Shutters



Aluminum Deco


LED Line Lighting

The integrated LED line, an illuminated cover, is a unique and special detail that gives this luxurious lounge corner an elegant finishing touch. The 24V LED line backlit cover is available in warm white (2700K; 3.05 W/ft) and cold white (6500K, 3.05 W/ft). The IP67 LED strip is waterproof and comes with 55 LEDs/ft. The LED line can be integrated into any side of the structural profiles and can be controlled by a switch or a remote control.



Sliding Wall Panels


Add sliding wall panels between any two posts to add a separation of space or a door for privacy. Two panels can run on the same track and be added to either the Bay or Box Unit. Stack fixed panels and sliding panels to create a unique style for any outdoor area.



Manual Shutters



Horizontal Aluminum



Horizontal Wood



Standard Colors



White
RAL 9016



Black
RAL 9005



Dark Grey
RAL 7016


Trending Colors



Bronze



Grey
Ral 90006



Grey
DB703

Ground Mount for Box Unit

The internal ground mount provides an easy mount to an existing surface.

- Fixation point every 5' (1,5m)
- Staggered holes Ø1.18" & Ø1/2"
- Fasteners not provided

Wall Mount (Attached Units)

- Fixation point every 5' (1,5m)
- Staggered holes Ø1.18" & Ø1/2"
- Fasteners not provided

Internal Ground Mount for Bay Unit

The internal ground mount provides an easy mount to the existing surface or footing. The Stainless Steel footing gives a flush appearance with the floor.

- Invisible ground mount
- (2x) 1/2" holes for ground fixation
- (6x) M6 hex head bolts to secure ground mount to Constru column
- Drainage (if present) exits above ground
- Fasteners not provided.

External Ground Mount for Bay Unit

The external floor plate provides an easy mount to an existing surface. The Stainless Steel footing coated in the same color as the structure can easily be covered by flooring to give a flush appearance.

- (3x) 1/2" holes to anchor ground mount to the ground
- (6x) M6 hex head bolts to secure ground mount to column

Profile Box and Bay Unit



Custom RAL
Colors Available

